

Driving Directions to the Hospital

From Providence, RI/points west

Route I-195 East from Providence toward Fall River and follow to the first exit after the Braga Bridge in Fall River (**Massachusetts Exit 5** — Route 138 south).

At end of exit, go right on to Milliken Boulevard. At light, go straight to the top of the hill.

Bear **right onto South Main Street**. Saint Anne's Hospital is on the left at the first set of traffic lights, at the intersection of Middle and South Main Streets.

From Cape Cod-New Bedford, MA/points east

Route I-195 West to Exit 7 (Plymouth Ave.) and follow to traffic lights at bottom of exit. Go left on Plymouth Ave.

Follow for ½ mile to third set of traffic lights at top of hill (Lyon St.).

Go right on Lyon St. and follow to stop sign (intersection with Second St.).

Continue across intersection to Middle St. and follow Middle St., almost to traffic lights.

Hospital entrances are on the left.

From Newport, RI/points south

Route 24 North to junction with I-195 in Fall River.

I-195 West to Exit 7 (Plymouth Ave.) and follow to traffic lights at bottom of exit.

Go left on Plymouth Ave.

Follow for ½ mile to third set of traffic lights at top of hill (Lyon St.).

Go right on Lyon St. and follow to stop sign (intersection with Second St.).

Continue across intersection to Middle St. and follow Middle St., almost to traffic lights.

Hospital entrances are on the left.

From Boston-Taunton, MA/points north

Route 24 South to Fall River to I-195 West. (Go right at split).

Take Exit 7 (Plymouth Ave.) and follow to traffic lights at bottom of exit.

Go left on Plymouth Ave.

Follow for ½ mile to third set of traffic lights at top of hill (Lyon St.).

Go right on Lyon St. and follow to stop sign (intersection with Second St.).

Continue across intersection to Middle St. and follow Middle St., almost to traffic lights.

Hospital entrances are on the left.

not discriminate on the basis of race, color, national origin, gender, sexual orientation, religion, disability or age.

Serviços de Intérpretes disponíveis.

Servicios de Intérpretes disponibles.

Interpreter Services 508-235-5235

TDD FOR THE HEARING IMPAIRED:
508-675-5653

Interpreter Services Available.

Portuguese - Português Fala Português?
Vamos oferecer-lhe um intérprete gratuito.

Spanish - Español ¿Habla español? Le proporcionaremos un intérprete sin costo alguno para usted.

Steward Health Care complies with applicable Federal and State civil rights laws and does

Driving Directions to Cancer Center

Follow “**Driving Directions to the Hospital,**” and then use directions below.

From Providence, RI/points west:

From the intersection of South Main and Middle streets (hospital is on the left), go straight on South Main Street for one block. At the next intersection (Osborn Street), go left on Osborn Street. The Cancer Center is on your left with free valet parking (recommended) and wheelchairs/assistance at this entrance.

From Cape Cod-New Bedford, MA/points east or From Newport, RI/points south or From Boston-Taunton, MA/points north:

When the hospital entrances are on the left, at lights, go left on South Main Street for one block. At next intersection (Osborn Street), go left on Osborn Street. The Cancer Center is on your left with free valet parking (recommended) and wheelchairs/assistance at this entrance.

Parking:

Please use our free valet parking at the Hudner entrance for your comfort and convenience.

Limited self-parking is in designated Cancer Center patient parking spots in the Medical Office Building parking lot. These are accessible from Osborn Street.

Satellite Locations

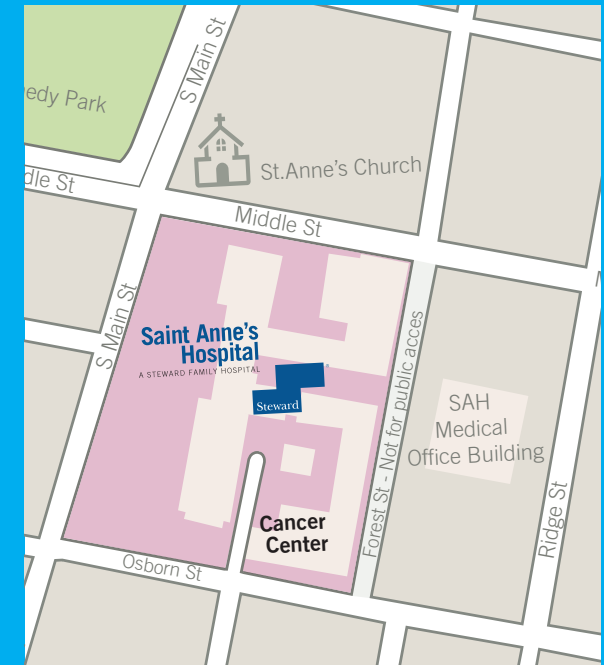
You can find directions to our satellite locations at SaintAnnesHospital.org.

Online Directions & Parking

Go to SaintAnnesHospital.org and click on “Patient & Visitors,” then “Directions.”

Campus Map

Finding Your Entrance Directions & Parking



Saint Anne's Hospital

795 Middle Street

Fall River, MA 02721

508-674-5600

SaintAnnesHospital.org

Saint Anne's Hospital

A STEWARD FAMILY HOSPITAL

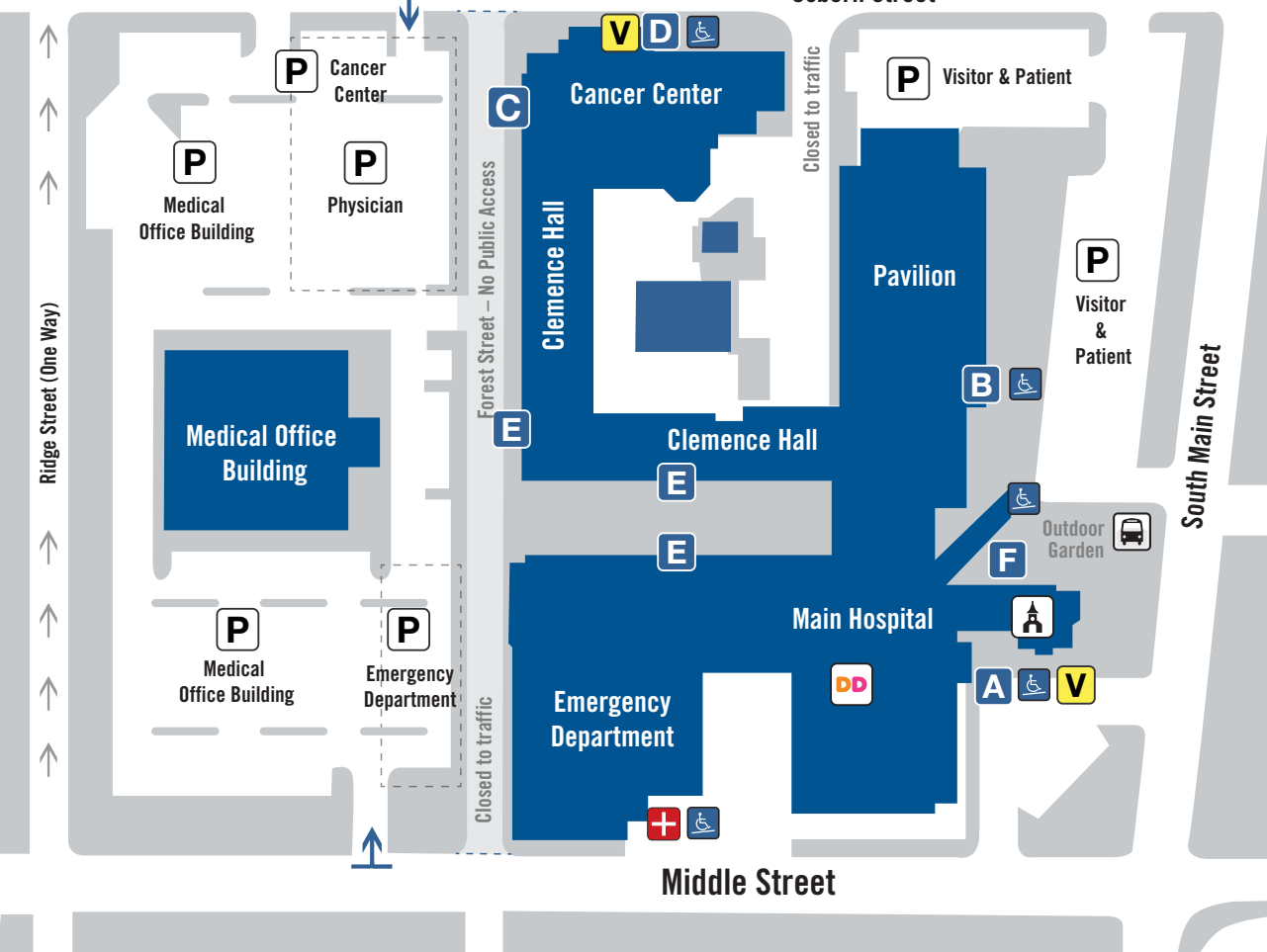
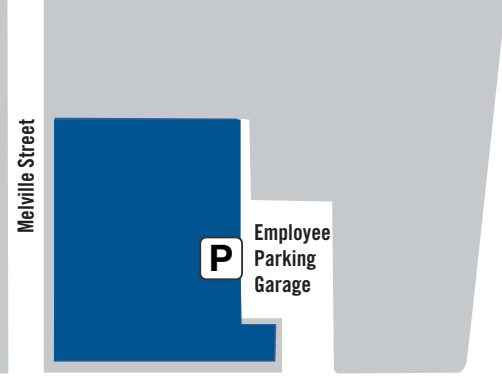


100% Non-Smoking Campus

Saint Anne's Hospital Fall River Campus Map

Note: Hospital, Pavilion and Cancer Center/Clemence Hall buildings do not connect to each other on the same floor levels.

A Main Entrance	+ Emergency Entrance
B Pavilion Entrance	P Parking
C Clemence Hall Entrance	V Valet Parking
D Cancer Center Entrance	⛪ Chapel
E Additional Pedestrian Entrance	🚌 Bus Stop
F Entrance & Outdoor Garden	DD Dunkin Donuts
♿ Wheelchair Accessible	



Parking and Patient Drop-off

Due to limited parking on campus, patients and visitors are encouraged to use our free valet parking and patient drop-off (wheelchairs and assistance available) service Monday-Friday at:

Valet Parking: **V** on Map

- **Main hospital entrance** **V** South Main Street
- **Cancer Center** **V** Osborn Street

Your vehicle will be locked and parked in a nearby valet lot and will be brought back for you at the end of your visit. The service is free of charge, and no tipping is required.

Self-parking: Limited self-parking is available on campus as noted on the map. Limited city street metered parking is available on Middle and South Main Streets.

Emergency Room: **+** on Map

Use the designated ER entrance on Middle Street with a pull-in area for temporary parking to allow patients to be brought into the ER waiting area (wheelchairs/assistance available).

ER parking is steps away from the ER entrance, in the designated area of the Saint Anne's Hospital Medical Office Building parking lot at the corner of Middle and Forest streets, with access from Middle Street.

Finding Your Best Entrance

Main entrance A, South Main Street:

This is the Ground floor level.

- All inpatient care units
- Day Surgery, Endoscopy & Pre-Admission Testing
- Diabetes Education
- Diagnostic Imaging Services – X-ray, cardiac, CT, MRI, PET/CT, nuclear medicine, ultrasound
- Stoico/FIRSTFED Center for Breast Care
- Gift Shop
- Main Reception & Patient Information
- Medical Records
- Pain Management Center (Fall River site)
- Patient Registration
- Sleep Lab
- Wound Healing Center

Pavilion Entrance B

Note: Access to main hospital/other buildings is via the second floor of the Pavilion.

- To visit inpatients on the following units; Sacred Heart (Telemetry) fl. 2, Rooms #2210-2225; St. Mary (Medical/Surgical) fl. 3, Rooms #3201-3225; St. Teresa (Surgical) fl. 4, Rooms 4201- 4226

Cancer Center & Clemence Hall

Cancer Center **D** entrance, Osborn Street, for:

- All Cancer Center services
- Wheelchair access to Clemence Hall

Clemence Hall entrance **C**, Forest Street (not a public street, walking access only) or Cancer Center entrance (drop-off area and wheelchair accessible) on Osborn Street for:

- Nannery Conference Room #134
- Valcourt Conference Room #326

Information Desk is staffed Monday -Friday 6am-8pm; weekends, 7am-8pm.